

To Create a Course on Acadamis

Please input the data below and return to marketing.request@monaxa.com

What is the course fee (USD):

What is your CID number:

What is the email you want to use to manage the subscriptions:

Which commission plan do you want to use from the below:

- Course payment on direct referrals only
- Course payment for direct referrals with client cash back
- Course payment with six level plan
 - Course fee minus the Acadamis fee 30%
 - Product owner receives 70% commission on direct referrals and if referred from other affiliate they receive the following from your 70%
 - Tier 1 (10%)
 - Tier 2 (4%)
 - Tier 3 (3%)
 - Tier 4 (2%)
 - Tier 5 (0.5%)
 - Tier 6 (0.5%)

Step 1: build the course card

Authors Name:

Course price: in USD

Monaxa fee 30%

Course Title: *MAX- 45 characters with spaces:*

[Enter here](#)

Course description: *MAX- 130 characters with spaces*

[Enter here](#)

Course card image (can be of the author or more abstract): *send as attachment when submitting this form*

Step 2: build the course page.

Course Title: *MAX- 45 characters with spaces*

Course Subhead: *Max 140 characters with spaces*

Secondary course headline: *Max 35 characters with spaces*

Secondary subhead: *Max 140 characters with spaces*

Four benefit bullet point headlines: *Max 20 characters with spaces*

1

2

3

4

Four body text statements to go under benefit bullet points: *Max 136 characters with spaces*

1:

2:

3:

4:

Authors name:

Title: i.e. professional trader... etc

Years of experience:

About the author: *MAX 400 characters with spaces*

Course syllabus

- Course outline with topics in order of learning broken into sections for example: beginner intermediate and advanced.
- Name of the learning module (video, pdf, live event, etc)
- Live events (if applicable) day and time

Videos

Put all videos in at least 1080p quality and all PDF files in a google drive and add the link here:







Make sure the labeling of the video files matches the syllabus.

The course must include a three minute or less introduction video to explain at high level what's in the course and why someone should buy it

See example of course cards and course pages below

Course design examples:

Course card

 <h3>Curso de Trader para hacer Dinero del Monstruo de Mat</h3> <p>Simplifica y confuso mundo del trading. Está específicamente diseñado para ayudar a los principiantes a comenzar.</p> <p> Mathew Clarke</p> <p>Enroll \$150</p>	 <h3>Mat's Monster Money Making Trader Course</h3> <p>This course simplifies the complex and confusing world of trading. It's specifically built to help beginners get started.</p> <p> Mathew Clarke</p> <p>Enroll \$150</p>	 <h3>The Traders Studio</h3> <p>Combines conversational talks, in-depth technical education and real time market trading. Making complex trading, simple.</p> <p> James Trescothick</p> <p>Enroll \$300</p>
---	--	--

Course page


Headline, hero image and subhead

Join today

The Traders Studio

Combines conversational talks, in-depth technical education & real time practical exercises at a singular instrument level.

Enroll **\$300**



Body text- secondary headline, subhead, and benefit bullets with descriptions

Not Just Another Trading Course

This is The Trading Studio. Built to not only teach but to stimulate growth. Lifting you up from beginner to master over time.

✓ Trading Bites

An introduction to trading video series filmed in a simple setting like we are having a conversation over coffee on a variety of topics.

✓ Master Trading

A video series combining trading bites and the trading school but focusing on how to trade one instrument only.

✓ Trading School


An indepth video educational series with screen sharing of charts and slides describing the principle trading topics.


✓ Live Trading


Weekly live trading in real time on a regular basis as well as live trading during major financial news events and announcements.

Who am I section

Who Am I and What Do I Do?

 James Trescothick

 Professional Trader and Educator

 20+ Years of Experience




Enroll **\$300**

My Story

From a gold trader in Dubai trading on the DGCX to running a floor in the Philippines on the PSE. Over the last decade I have been invited as an educator or speaker at an international level to help people trade better.

My belief... if you can't explain simply, then you don't understand it yourself. And I promise to keep it simple, easy, fun and a value for your money.

 Video time: 20 hours

 Live Trading: 2+ times a week

Highlight Video

Free

▶ 60 Second Intro 01:00

Dec/Jan- Tuesday Live Trading Sessions

📅 December 19th @14:30 UK time

📅 January 9th @14:30 UK time

📅 January 16th @14:30 UK time

📅 January 23th @14:30 UK time

📅 January 30th @14:30 UK time

Trading Bite Video Series

- ▶ Why Invest in CFD's 09:42
- ▶ Introduction to Market Jargon 14:20
- ▶ Introduction to Fundamental Analysis: Currencies 16:29
- ▶ Introduction to Fundamental Analysis: Commodities 16:32
- ▶ Introduction to Fundamental Analysis: Stocks 18:19
- ▶ Introduction to different Trading styles 13:38
- ▶ Introduction to Trading Psychology: Hope and Fear 12:45
- ▶ What is Support and Resistance and why is it important 11:32
- ▶ What is Technical Analysis 10:06
- ▶ What is Market Sentiment 12:03
- ▶ Understand Risk and Reward 08:23

Trading School Video Series

- ▶ Keep it simple. Meet simple moving averages 14:06
- ▶ Open up to EMA 09:30
- ▶ Naked Trading: Looking for Price Action 17:51
- ▶ Thank you John: Using Bollinger Bands 14:23
- ▶ Riding the Wave: How to use the Elliot Wave Theory 16:29
- ▶ Finding the Trend and using Trend Lines 15:57